



### District Report Card: 2017


<b>State:</b> Maharashtra	<b>District:</b> Nagpur
<b>Class:</b> 3	<b>Subject:</b> Language
<b>Schools:</b> 61	<b>Students:</b> 1311


### Participation/Coverage


#### Students

 GENDER	Boys		Girls	
	Number	%	Number	%
	684	52.17	627	47.83

 AREA	Rural		Urban	
	Number	%	Number	%
	473	36.08	838	63.92

 CATEGORY	SC		ST		OBC		GEN	
	Number	%	Number	%	Number	%	Number	%
	238	18.15	198	15.10	677	51.64	198	15.10

 CWSN	LD	VI	HI	S&LD	ID	Oth
	8	54	0	0	0	1

 Management	Government		Government-aided	
	Number	%	Number	%
	490	37.38	821	62.62

### Average Performance of Students in Language (%)

Overall	Gender		Area		Management		Social Group			
	Male	Female	Rural	Urban	Govt.	Aided	SC	ST	OBC	GEN
69.80	70.31	69.25	70.84	69.22	69.55	69.96	68.96	70.64	69.34	71.58

## Performance on Learning Outcomes (LOs)

Learning Outcomes	Description	Average Performance(%)
L304	Reads small texts with comprehension i.e., identifies main ideas, details, sequence and draws conclusions	70.50
L312	Reads printed scripts on the classroom walls: poems, posters, charts etc.	68.41

Range of Performance of Students who Answered Correctly							
Below 30%		30% - 50%		50% - 75%		Above 75%	
Number	%	Number	%	Number	%	Number	%
85	6.48	197	15.03	420	32.04	609	46.45

## Lowest Performing Learning Outcomes (LOs)

1 - Reads printed scripts on the classroom walls: poems, posters, charts etc. (68.41)

2 - Reads small texts with comprehension i.e., identifies main ideas, details, sequence and draws conclusions (70.50)